



WWW.SMITTYBILT.COM

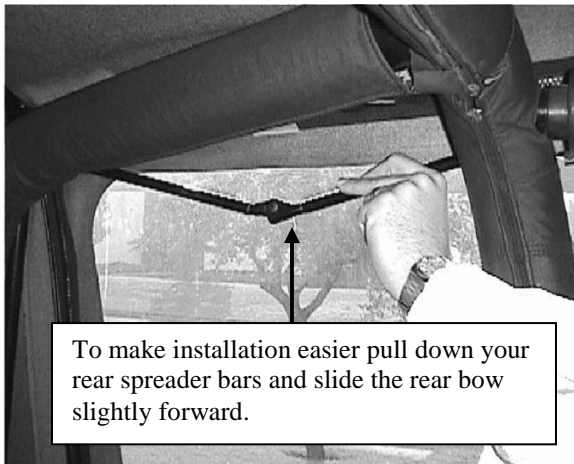
Installation Instructions

Replacement Top (Part # 98702xx)
1987-1995 Jeep Wrangler

NOTE: Read entire instructions thoroughly before installing this product. It is recommended to install this Top when temperatures are above 70 degrees. If the Top has any wrinkles this is caused from packaging but once the top relaxes they will go away. You must have the factory bow assembly in order to install this product.

Step 1: In order to install this top you must have the complete factory bow assembly and hardware on your vehicle. If there is a top on your vehicle remove it at this time leaving all hardware on vehicle.

Step 2: With the rear spreader bar pulled down (Fig A) carefully lay your new top over the bow assembly. Slide the front plastic channel on the top into the windshield header on top of your windshield frame. (Fig B)



(Fig A)



(Fig B)

Step 3: Attach the snaps on the top to the center and rear bow assembly. (Fig C)



(Fig C)



(Fig D)

For Technical Support/Warranty Information please call 310-762-9944

Smittybilt, 400 West Artesia Blvd, Compton, CA 90220



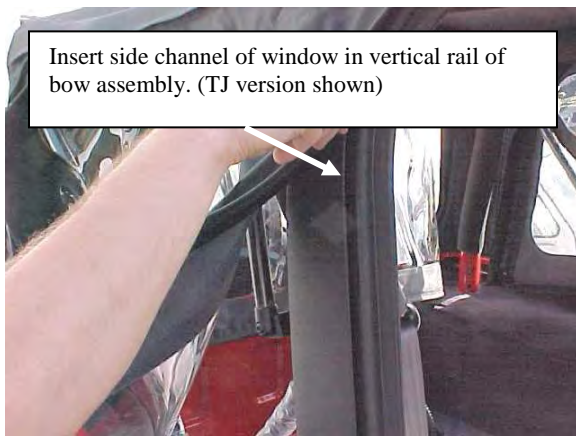
WWW.SMITTYBILT.COM

Installation Instructions

Replacement Top (Part # 98702xx)
1987-1995 Jeep Wrangler

Step 4: Install the rear corners onto the vehicle by sliding the channel on the top into the factory channel on the vehicle. (Fig D)

Step 5: If windows are detached, attach them now to the top with the zippers. Starting at the top of either back side of the door, insert the channel on the side of the window into the vertical rail on the bow assembly. (Fig E)



(Fig E)



(Fig F)

Step 6: Insert the channel on the bottom of the windows into the factory rail along the side of the vehicle (Fig F)



(Fig G)



(Fig H)

For Technical Support/Warranty Information please call 310-762-9944



WWW.SMITYBILT.COM

Installation Instructions

Replacement Top (Part # 98702xx)
1987-1995 Jeep Wrangler

Step 7: Fasten the snaps along the top rail above each door. The snaps on the rail slide in order to get proper alignment with the snaps in the top. (Fig G)

Step 8: Slide the factory tail gate bar along the channel sewn into the bottom of the rear window. (Fig H) Attach bar into the factory brackets located on each side of the tailgate. Insert bottom corners of rear window in channel.

Step 9: The top is now completely installed, push up the spreader bars that you lowered in Step 2. Installation is now complete. Proceed to Step 10 for upper door skin installation.

Step 10: Remove upper door skins from factory frame if needed. (Cutting may be involved) Lay down door skin on clean flat surface. Unfasten Velcro around window and on bottom.

Step 11: Insert the frame into the upper rear corner and then proceed to the upper front corner. (Fig I, J)



(Fig I)



(Fig J)

Step 12: Insert the front lower corner into the door skin. (This is designed to be tight, unzipping the window may help ease installation.) Now proceed to the lower rear corner.

Step 13: Once frame is in door skin fold long flap over top bar of door frame then proceed to pull bottom flaps up and secure to upper flap with the Velcro. (Fig K, L)

For Technical Support/Warranty Information please call 310-762-9944


Smittybilt, 400 West Artesia Blvd, Compton, CA 90220




WWW.SMITYBILT.COM

Installation Instructions

Replacement Top (Part # 98702xx)
1987-1995 Jeep Wrangler



(Fig K)



(Fig L)

Step 14: Insert door frame back into door. Attach channel on bottom of door skin into the factory door rail. If equipped connect front corner snap. Installation is now complete.

LIMITED WARRANTY

Smittybilt (The Company) warrants to the original purchaser of this product that should the product or any part thereof, under normal use and conditions, be proven defective in material or workmanship within the warranty period of 1 year from the date of purchase, such defect(s) will be repaired or replaced (At the Company's option) without charge for parts or labor. To obtain repair or replacement within the terms of the warranty, the product is to be delivered with proof of warranty coverage (e.g. dated bill of sale, receipt), specification of defect, freight pre-paid with Returns Good Authorization Number from Smittybilt to place of purchase. Items returned to Smittybilt Automotive without an Returns Authorization Number will be refused and returned to sender at the senders expense.

This warranty does not apply to any product or part thereof which, in the opinion of the Company, has suffered or been damaged through alteration, improper installation, mishandling, misuse, neglect accident or acts of nature. **THE EXTENT OF THE COMPANY'S LIABILITY UNDER THIS WARRANTY IS LIMITED TO THE REPAIR OR REPLACEMENT PROVIDED ABOVE AND, IN NO EVENT, SHALL THE COMPANY'S LIABILITY EXCEED THE PURCHASE PRICE PAID BY THE PURCHASER FOR THIS PRODUCT.**

This warranty is in lieu of all expressed warranties and liabilities. ANY IMPLIED WARRANTIES, INCLUDING ANY IMPLIED WARRANTY OF MERCHANTABILITY SHALL BE LIMITED TO THE DURATION OF THIS WRITTEN WARRANTY. ANY ACTION FOR BREACH OF ANY WARRANTY HEREUNDER INCLUDING ANY IMPLIED WARRANTY OF MERCHANTABILITY MUST BE BROUGHT WITHIN A PERIOD OF 90 DAYS FROM DATE OF ORIGINAL PURCHASE. IN NO CASE SHALL THE COMPANY BE LIABLE FOR ANY CONSEQUENTIAL OR INCIDENTAL DAMAGES FOR BREACH OF THIS OR ANY OTHER WARRANTY, EXPRESSED OR IMPLIED, WHATSOEVER. No person or representative is authorized to assume for the company any liability other than expressed herein in connection with the sale of this product. Some states do not allow limitations on how long an implied warranty lasts or the exclusion or limitation of incidental or consequential damage, therefore above limitations may not apply to you. This warranty gives the purchaser specific legal rights. The purchaser may have additional rights, which vary from state to state.

Some states do not allow limitations on how long an implied warranty lasts or the exclusion or limitation of incidental or consequential damage, therefore above limitations may not apply to you. This warranty gives the purchaser specific legal rights. The purchaser may have additional rights, which vary from state to state.

For Technical Support/Warranty Information please call 310-762-9944

Smittybilt, 400 West Artesia Blvd, Compton, CA 90220