



WWW.SMITTYBILT.COM

## Installation Instructions

SRC Classic Sides (Part # 76636)  
07-10 Jeep Unlimited (4-Door)

**NOTE: Carefully read entire instructions thoroughly before attempting to install this part.**

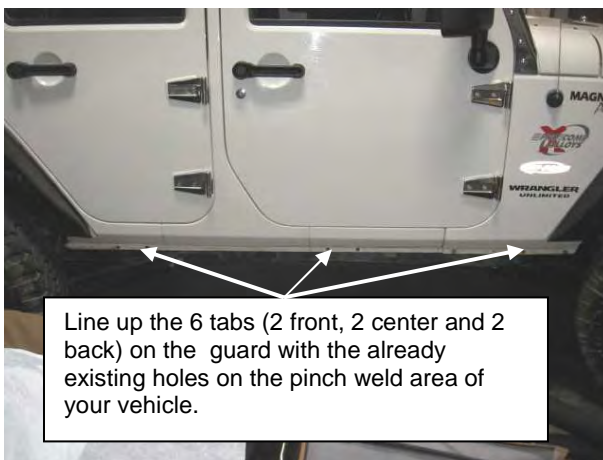
Parts Included	Qty
Driver Side Bar	1
Passenger Side Bar	1
Nut-Clip	4
6mm Flat Washer	12
6mm Ny-lock Nut	12

Parts Included	Qty
10 x 25mm Hex Bolt	4
10mm Flat Washer	4
8mm Flat Washer	2
8 x 25mm Hex Bolt	2

**Step 1:** Remove oem or aftermarket side rails/steps if equipped. (Fig A)

**Step 2:** Identify the passenger and driver side. Place the passenger side guard onto the vehicle by lining up the 6 tabs (2 front, 2 center and 2 back) on the guard with the already existing holes on the pinch weld area of your vehicle. (On some models you may need to drill 2 holes) Fig A

**Step 3:** Identify the two holes (one front and one in the center) on the bottom of the body that the Nut-clips will be inserted into by where the top brackets of the guard align with. (You may Need to remove some tape that is applied from the factory that is covering the holes) Fig B,C,D



Line up the 6 tabs (2 front, 2 center and 2 back) on the guard with the already existing holes on the pinch weld area of your vehicle.

(Fig A)



You may need to remove some tape that is applied from the factory that is covering the holes. (Front passenger side pictured)

(Fig B)

**For Technical Support/Warranty Information please call 310-762-9944**

**Smittybilt, 400 West Artesia Blvd, Compton, CA 90220**



WWW.SMITYBILT.COM

## Installation Instructions


SRC Classic Sides (Part # 76636)  
07-10 Jeep Unlimited (4-Door)

**Step 4:** Loosely attach the guard to the vehicle by inserting the 2-10mm hex bolts into the nut clips and 6mm lock-nuts onto the bracket studs that go through the pinch weld area. (Fig D)


**Step 5:** Insert the 8mm hex bolt with flat washer through the rear bracket into the factory threaded hole in the bottom of your body tub. (Fig E)



(Fig C)



(Fig D)



(Fig E)



(Fig F)

For Technical Support/Warranty Information please call 310-762-9944

Smittybilt, 400 West Artesia Blvd, Compton, CA 90220



WWW.SMITTYBILT.COM

## Installation Instructions

SRC Classic Sides (Part # 76636)  
07-10 Jeep Unlimited (4-Door)

**Step 6:** Now proceed to tighten all of the bolts and nuts completely. Installation is now complete. Follow these same steps on the opposite side.

### CARE AND MAINTENANCE

To protect your investment it is recommended to regularly wash and wax this part. Do not use any type of cleaners that contain abrasives that may damage the finish of your part.

### LIMITED WARRANTY

Smittybilt (The Company) warrants to the original purchaser of this product that should the product or any part thereof, under normal use and conditions, be proven defective in material or workmanship within 5 years from the original date of purchase, such defect(s) will be repaired or replaced (At the Company's option) without charge for parts or labor. To obtain repair or replacement within the terms of the warranty, the product is to be delivered with proof of warranty coverage ( e.g. dated bill of sale, receipt), specification of defect, freight pre-paid with Returns Good Authorization Number from Smittybilt to place of purchase. Items returned to Smittybilt without a Returns Authorization Number will be refused and returned to sender at the sender's expense. This warranty does not apply to any product or part thereof which, in the opinion of the Company, has suffered or been damaged through altercation, improper installation, mishandling, misuse, neglect accident or acts of nature. **THE EXTENT OF THE COMPANY'S LIABILITY UNDER THIS WARRANTY IS LIMITED TO THE REPAIR OR REPLACEMENT PROVIDED ABOVE AND, IN NO EVENT, SHALL THE COMPANY'S LIABILITY EXCEED THE PURCHASE PRICE PAID BY THE PURCHASER FOR THIS PRODUCT.**

This warranty is in lieu of all expressed warranties and liabilities. ANY IMPLIED WARRANTIES, INCLUDING ANY IMPLIED WARRANTY OF MERCHANTABILITY SHALL BE LIMITED TO THE DURATION OF THIS WRITTEN WARRANTY. ANY ACTION FOR BREACH OF ANY WARRANTY HEREUNDER INCLUDING ANY IMPLIED WARRANTY OF MERCHANTABILITY MUST BE BROUGHT WITHIN A PERIOD OF 90 DAYS FROM DATE OF ORIGINAL PURCHASE. IN NO CASE SHALL THE COMPANY BE LIABLE FOR ANY CONSEQUENTIAL OR INCIDENTAL DAMAGES FOR BREACH OF THIS OR ANY OTHER WARRANTY, EXPRESSED OR IMPLIED, WHATSOEVER. No person or representative is authorized to assume for the company any liability other than expressed herein in connection with the sale of this product.

Some states do not allow limitations on how long an implied warranty lasts or the exclusion or limitation of incidental or consequential damage, therefore above limitations may not apply to you. This warranty gives the purchaser specific legal rights. The purchaser may have additional rights, which vary from state to state.

**For Technical Support/Warranty Information please call 310-762-9944**

**Smittybilt, 400 West Artesia Blvd, Compton, CA 90220**